






21 200m Individual Medley Mixed Final

Official

 Entries
  Heats


Total


Rank	Competitor	Age	Club	RT	FINA	Result
1	 Godwin Em...	26	Heretaunga ...	+0.67		2:24.33 Entry: 2:25.00 (- 0.67) 50m: 30.05 100m: 1:04.34 (34.29) 150m: 1:50.41 (46.07) 200m: 2:24.33 (33.92)
2	 Coombs C...	33	Roskill Mast...	+0.76		2:27.13 Entry: 2:28.00 (- 0.87) 50m: 30.73 100m: 1:09.23 (38.50) 150m: 1:52.71 (43.48) 200m: 2:27.13 (34.42)
3	 Bowman Billy	27	Unattched	+0.78		2:38.20 Entry: 2:50.00 (- 11.80) 50m: 31.37 100m: 1:11.37 (40.00) 150m: 2:02.19 (50.82) 200m: 2:38.20 (36.01)
4	 Vonasch A...	39	Jasi Masters	+0.75		2:38.44 Entry: 2:34.99 (+ 3.45) 50m: 32.48 100m: 1:17.17 (44.69) 150m: 2:01.56 (44.39) 200m: 2:38.44 (36.88)
5	 Lockhart Ri...	60	SwimTastic ...	+0.76		2:40.41 Entry: 2:41.69 (- 1.28) 50m: 35.71 100m: 1:19.37 (43.66) 150m: 2:02.75 (43.38) 200m: 2:40.41 (37.66)
6	 Manko Eug...	56	Roskill Mast...	+0.72		2:42.23 Entry: 2:36.00 (+ 6.23) 50m: 34.29 100m: 1:17.64 (43.35) 150m: 2:03.68 (46.04) 200m: 2:42.23 (38.55)
7	 Scott Gemma	34	Waitakere C...	+0.90		2:48.96 Entry: 2:50.00 (- 1.04) 50m: 36.02 100m: 1:20.70 (44.68) 150m: 2:09.91 (49.21) 200m: 2:48.96 (39.05)
8	 Cowling Mark	62	South City ...	+0.86		2:48.97 Entry: 2:50.00 (- 1.03) 50m: 33.66 100m: 1:18.49 (44.83) 150m: 2:07.68 (49.19) 200m: 2:48.97 (41.29)
9	 Easter Chel...	27	Unattched	+0.79		2:49.04 Entry: 3:00.00 (- 10.96) 50m: 34.63 100m: 1:16.95 (42.32) 150m: 2:08.58 (51.63) 200m: 2:49.04 (40.46)
10	 Valler Jade	33	Central Haw...	+0.87		2:54.29 Entry: 3:02.38 (- 8.09) 50m: 37.03 100m: 1:22.49 (45.46) 150m: 2:16.37 (53.88) 200m: 2:54.29 (37.92)
11	 Crotty Robyn	62	Jasi Masters	+0.76		2:55.44 Entry: 2:55.00 (+ 0.44) 50m: 36.95 100m: 1:23.29 (46.34) 150m: 2:16.71 (53.42) 200m: 2:55.44 (38.73)
12	 Cockroft M...	60	Dunedin Ma...	+0.85		2:57.10 Entry: 2:50.00 (+ 7.10) 50m: 35.12 100m: 1:23.85 (48.73) 150m: 2:16.53 (52.68) 200m: 2:57.10 (40.57)
13	 Hills Jason	45	Makino Mas...	+0.98		3:00.55 Entry: 2:59.00 (+ 1.55) 50m: 35.20 100m: 1:27.14 (51.94) 150m: 2:21.89 (54.75) 200m: 3:00.55 (38.66)
14	 Renall Amy	45	Heretaunga ...	+0.95		3:01.43 Entry: 3:00.00 (+ 1.43) 50m: 37.83 100m: 1:25.95 (48.12) 150m: 2:21.15 (55.20) 200m: 3:01.43 (40.28)
15	 Broekhuize...	57	Hamilton Aq...	+0.91		3:01.76 Entry: 3:14.00 (- 12.24) 50m: 35.22 100m: 1:24.87 (49.65) 150m: 2:18.57 (53.70) 200m: 3:01.76 (43.19)
16	 Bromfield B...	28	Newmarket ...	+0.80		3:02.37 Entry: 2:45.00 (+ 17.37) 50m: 36.17 100m: 1:22.34 (46.17) 150m: 2:14.78 (52.44) 200m: 3:02.37 (47.59)
17	 Howie Chris	50	North Shore...	+0.84		3:04.46


50m: 35.13 100m: 1:26.59 (51.46)
150m: 2:18.91 (52.32) 200m: 3:04.46 (45.55)

Entry: 3:55.00 (+ 2.40)

50m: 37.54 100m: 1:23.33 (45.79)
150m: 2:22.75 (59.42) 200m: 3:05.46 (42.71)

19  Swallow Ri... 67 Masterton M... +0.90 **3:08.63**
Entry: 3:22.00 (- 13.37)
50m: 38.09 100m: 1:27.63 (49.54)
150m: 2:22.25 (54.62) 200m: 3:08.63 (46.38)

20  Johnson Dale 28 Unattched +0.91 **3:15.50**
Entry: 3:00.00 (+ 15.50)
50m: 33.02 100m: 1:26.35 (53.33)
150m: 2:26.82(1:00.47) 200m: 3:15.50 (48.68)

21  Wylie Bron... 46 Newmarket ... +0.83 **3:17.40**
Entry: 3:13.89 (+ 3.51)
50m: 42.07 100m: 1:31.51 (49.44)
150m: 2:31.14 (59.63) 200m: 3:17.40 (46.26)


22  Wells Robyn 60 Masterton M... +0.82 **3:23.81**
Entry: 3:50.00 (- 26.19)
50m: 43.28 100m: 1:40.94 (57.66)
150m: 2:40.79 (59.85) 200m: 3:23.81 (43.02)


23  Atkin Kath 59 North Cante... +0.94 **3:25.73**
Entry: 3:45.00 (- 19.27)
50m: 49.24 100m: 1:43.01 (53.77)
150m: 2:40.98 (57.97) 200m: 3:25.73 (44.75)


24  Dwyer War... 61 North Cante... +0.75 **3:27.48**
Entry: 3:25.00 (+ 2.48)
50m: 42.95 100m: 1:41.19 (58.24)
150m: 2:41.88(1:00.69) 200m: 3:27.48 (45.60)


25  Burnard Mo... 29 Almighty Ou... +0.92 **3:28.12**
Entry: 3:25.00 (+ 3.12)
50m: 47.44 100m: 1:46.67 (59.23)
150m: 2:43.78 (57.11) 200m: 3:28.12 (44.34)


26  Standen R... 50 Hamilton Aq... +0.86 **3:30.67**
Entry: 3:30.00 (+ 0.67)
50m: 46.98 100m: 1:42.62 (55.64)
150m: 2:42.67(1:00.05) 200m: 3:30.67 (48.00)

27  Rankin Ash... 23 Unattched +0.71 **3:36.96**
Entry: 3:43.29 (- 6.33)
50m: 46.56 100m: 1:41.22 (54.66)
150m: 2:45.12(1:03.90) 200m: 3:36.96 (51.84)

28  Piesse Nat... 32 Different Str... +0.97 **3:44.50**
Entry: 3:20.00 (+ 24.50)
50m: 53.80 100m: 1:48.42 (54.62)
150m: 2:50.05(1:01.63) 200m: 3:44.50 (54.45)

29  Harris Donna 59 Raumati Ma... +0.97 **3:45.15**
Entry: 4:00.00 (- 14.85)
50m: 50.44 100m: 1:49.98 (59.54)
150m: 2:58.67(1:08.69) 200m: 3:45.15 (46.48)

30  Manning N... 55 Manukau M... +0.99 **3:54.28**
Entry: 4:00.00 (- 5.72)
50m: 50.21 100m: 2:00.11(1:09.90)
150m: 3:03.83(1:03.72) 200m: 3:54.28 (50.45)

31  Fleming Ali... 62 Ashburton ... **4:31.96**
Entry: 4:20.00 (+ 11.96)
50m: 57.09 100m: 2:15.70(1:18.61)
150m: 3:37.48(1:21.78) 200m: 4:31.96 (54.48)

32  Rapley Tim 72 Waitakere C... **4:54.69**
Entry: 5:10.30 (- 15.61)
50m: 59.64 100m: 2:29.73(1:30.09)
150m: 3:53.71(1:23.98) 200m: 4:54.69(1:00.98)

0  Cornet Cha... 31 Roskill Mast... DNS

0  Longley Tina 33 Unattched DNS

0  Tasker Paul... 52 Waitakere C... DNS

0  Reardon D... 64 Durham Light DNS